A photograph of three people walking outdoors on a set of stone steps. On the left is a man with a beard and mustache, wearing a blue denim shirt over a white t-shirt and tan pants, smiling and looking to his right. In the center is a woman with long dark hair, wearing a light pink button-down shirt and dark jeans, smiling and looking forward. On the right is a woman with short brown hair, wearing a teal blazer over a light green top and dark pants, holding a white coffee cup and smiling. The background shows green trees and a blue sky with light clouds. A large, thin, curved purple line starts from the top left and arcs across the upper part of the image.

Neodent Education **NATIONAL COURSE CATALOG 2025**

THE NEODENT® PATH TO EDUCATION



LEGEND

STARTING

Courses at this level introduce foundational concepts, skills, and knowledge. They are designed for beginners or those new to the subject area, offering a solid base to build upon in more advanced courses. Participants will focus on learning core principles, basic techniques, and introductory tools.

ACCELERATING

These courses build on foundational knowledge, helping clinicians deepen their skills and apply concepts in more complex scenarios. They are aimed at learners who have some familiarity with the subject and are ready to enhance their understanding. These courses introduce specialized tools, advanced techniques, and may include hands on and live patient interactions.

SCALING

Courses at this level are for advanced learners or professionals aiming to achieve mastery and implement their skills at a larger scale. Emphasis is placed on optimization and scalability to grow your practice.



Hands-on

→ Course includes hands-on participation



Lecture

→ Instructor provides lecture session



Digital

→ Course includes learning of the Straumann digital solutions products within the Neodent digital workflow



Live Surgery

→ Course includes live patient surgery



Cadaver

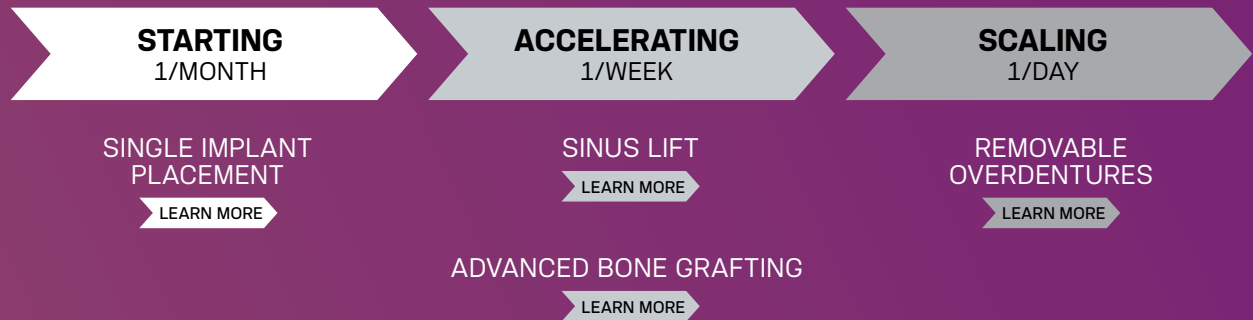
→ Hands-on portion of the course will include a cadaver



GROW YOUR PRACTICE

Scale your Implant Practice

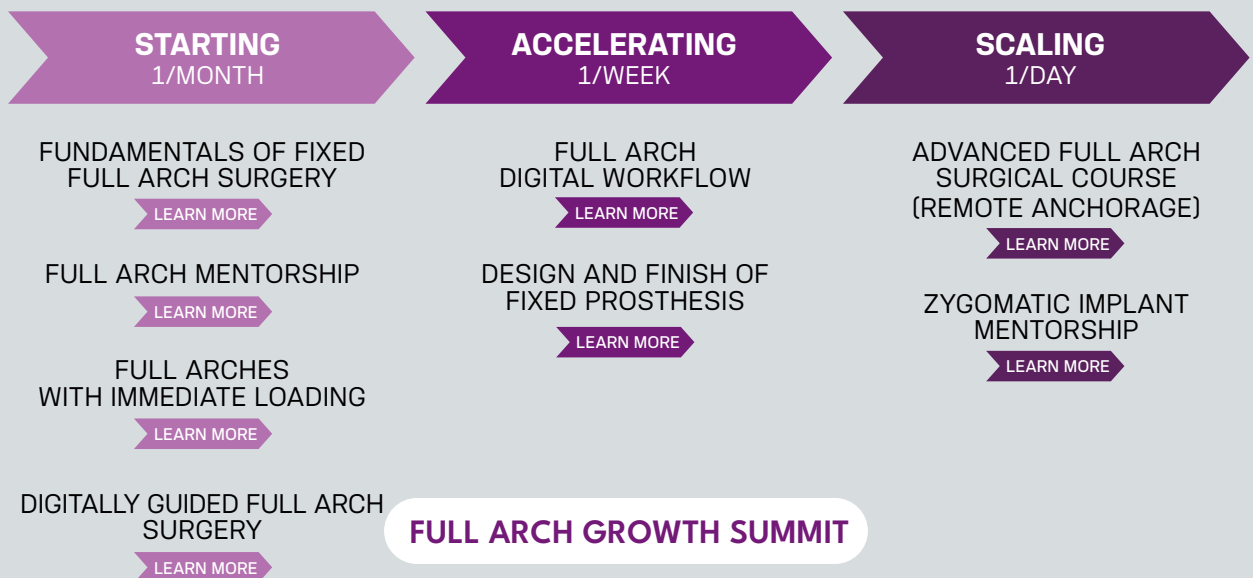
SINGLE & MULTI



GROW YOUR PRACTICE

Scale your Full Arch Practice

FIXED FULL ARCH



SINGLES/MULTI

National Course Calendar 2025

STARTING
ACCELERATING
SCALING


Hands-on



Lecture



Digital



Live Surgery



Cadaver

| SINGLES/MULTI STARTING | | JAN | FEB | MAR | APR | MAY | JUN | JUL | AUG | SEP | OCT | NOV | DEC |
|--|--------------|-------|-----|-------|-----|-----|-------|-----|-----|-------|-----|-----|-----|
| Tooth Replacement Therapy 3D Dentists Wake Forest, NC Tuition: \$17,995 | | | | | | | | | | 8-12 | | | |
| Implant EZ Level 1 Arrowhead Dental Lab Sandy, UT Tuition: \$2,695 | | | | | 4-5 | | | | | 26-27 | | | |
| Implant EZ Level 2 Arrowhead Dental Lab Straumann NAM Andover, MA Tuition: \$2,695 | | 17-18 | | | | | | | | | | | |
| Singles Live Surgical Course Colorado Surgical Institute Greeley, CO Tuition: \$11,995 | | 30-1 | | 27-29 | | | 26-28 | | | 11-13 | | 6-8 | |
| Canadian Dental Implant Residency Canadian Implant Dentistry Network Whitby, ON, Canada Tuition: \$9,600 | | | | | 4-6 | | 6-7 | | | | | | |

| SINGLES/MULTI ACCELERATING | | JAN | FEB | MAR | APR | MAY | JUN | JUL | AUG | SEP | OCT | NOV | DEC |
|--|--------------|---------------------------------------|-----|-------|-----|-----|-----|-------|-----|-------|-----|-----|-----|
| Advanced Bone Grafting 3D Dentists Wake Forest, NC Tuition: \$17,995 | | | | | | | | | | | | 3-7 | |
| Advanced Surgeries: Bone Grafts with Emphasis on Sinus Lifts ILAPEO Curitiba, BR | | Contact local rep for available dates | | | | | | | | | | | |
| Sinus Lift Live Surgical Course Colorado Surgical Institute Greeley, CO Tuition: \$11,995 | | 30-1 | | 27-29 | | | | | | | | 6-8 | |
| Zirconia Implants Live Surgical Course Colorado Surgical Institute Greeley, CO Tuition: \$11,995 | | | | | | | | | | 11-13 | | | |
| Sinus Lift Live Surgical Course Colorado Surgical Institute Greeley, CO Tuition: \$6,995-10,995 | | | | 27-29 | | | | | | | | 6-8 | |
| Advanced Sinus Lifting & Grafting 3Sixty Sherwood, OR | | | | | | | | 18-19 | | | | | |



SINGLES/MULTI

National Course Calendar 2025

STARTING

ACCELERATING

SCALING



Hands-on



Lecture



Digital



Live Surgery



Cadaver

| SINGLES/MULTI SCALING | | JAN | FEB | MAR | APR | MAY | JUN | JUL | AUG | SEP | OCT | NOV | DEC |
|---|--|-----|-----|-----|-------|-----|-------|-----|-----|-----|-------|-----|-----|
| Removables Simplified Arrowhead Dental Lab Sandy, UT Tuition: \$2,695 | | | 7-8 | | | | | | | | 10-11 | | |
| Overdenture Live Surgical Course Colorado Surgical Institute Greeley, CO Tuition: \$11,995 | | | | | | | 26-28 | | | | | | |
| Neodent GP Growth Summit Miami Beach, FL Tuition: \$1,995 | | | | | 25-26 | | | | | | | | |
| Dental Implant Overdentures: Surgical and Prosthetic 4M Implant Institute Long Beach, CA Tuition: \$2,995 | | | | | 25-26 | | | | | | | | |



FIXED FULL ARCH

National Course Calendar 2025

STARTING

ACCELERATING

SCALING



Hands-on



Lecture



Digital



Live Surgery



Cadaver

| FIXED FULL ARCH STARTING | | JAN | FEB | MAR | APR | MAY | JUN | JUL | AUG | SEP | OCT | NOV | DEC |
|--|------------------|---------------------------------------|-----|-----|-------|-----|-----|-----|-------|-----|------|-----|-----|
| Full Arch Express 3D Dentists Wake Forest, NC Tuition: \$18,995 | | | | | | | | | 18-22 | | 6-10 | | |
| The Ultimate Full Arch Immediate Load Course: Surgical & Prosthetic 1 on 1 Implantology Dallas, TX Tuition: \$7,995 | | | | | 25-26 | | | | | | | 7-8 | |
| The Ultimate all on X: Guided and non Guided Full Arch Surgery Canadian Implant Dentistry Network Whitby, ON, Canada Tuition: \$1,995 | | | 7-8 | | | | | | | | | | |
| Full Arch Surgery: Treatment, Planning & Restorative Concepts (Cadaver Lab) Plus Digital 4M Implant Institute Long Beach, CA Tuition: \$11,995 | | | | | | 2-4 | | | | | | 7-9 | |
| Full Arch Live Surgical Course Full Arch Masters Monument, CO Tuition: \$15,000 | | | 6-8 | | | | | | | | 9-11 | | |
| Full Arch Cadaver Course Texas Implant Institute Dallas, TX Tuition: \$6,500 | | | | | 11-12 | | | | 22-23 | | | | |
| Digital Guided Surgery from Diagnosis to Delivery 3Sixty San Diego, CA Tuition: \$2,499 | | | | 3-8 | | | | | | | | | |
| Full Arches with Immediate Loading: ILAPEO Curitiba, BR | | Contact local rep for available dates | | | | | | | | | | | |



FIXED FULL ARCH

National Course Calendar 2025

STARTING

ACCELERATING

SCALING



Hands-on



Lecture



Digital



Live Surgery



Cadaver

| FIXED FULL ARCH ACCELERATING | | JAN | FEB | MAR | APR | MAY | JUN | JUL | AUG | SEP | OCT | NOV | DEC |
|---|----------|-------|-----|-----|------|-------|-------|-----|-------|-----|-----|-----|------|
| Design and Finish Course Full Arch Masters Fresno, CA | | | | | | 19-22 | | | | | | | 8-11 |
| Flagship Course Full Arch Masters Fresno, CA | | 27-30 | | | 28-1 | | 14-17 | | | | | 3-6 | |
| Full Arch Prosthetic Digital Workflow: From Conversion To Final Prosthesis + Learn The Business of AOX (Bonus Course) 4M Implant Institute Long Beach, CA | | | | | | | | | 22-23 | | | | |

| FIXED FULL ARCH SCALING | | JAN | FEB | MAR | APR | MAY | JUN | JUL | AUG | SEP | OCT | NOV | DEC |
|--|--------------|------|-----|-----|-----|-----|-----|-------|-----|-------|------|-----|-----|
| Zygomatic Implants From A To Z (Cadaver) 4M Implant Institute Long Beach, CA Tuition: \$9,900 | | 31-1 | | | | | | | | 27-28 | | | |
| Advanced Full arch with Zygomas (Surgical IV) Texas Implant Institute Dallas, TX Tuition: \$7,500 | | | | | | | | 18-19 | | | | | |
| Advanced Live Surgical Course Full Arch Masters Denver, CO Tuition: \$25,000 | | | 7-8 | | | | | | | | 9-12 | | |



SINGLES/MULTI

Single Implant Placement (Guided Surgery)

SPEAKERS

Dr. Tarun Agarwal

Dr. Kevin Fryer



STARTING

42^{CE}

3D DENTISTS

TOOTH REPLACEMENT THERAPY

COURSE DESCRIPTION

Take Your Dental Practice to the Next Level

Taking the leap into implant dentistry can be daunting, especially if you have little or no experience. You may have participated in other implant workshops that fell short. Many programs teach you the skills but fail to provide you with real patients to work on. So you never gain the confidence to perform the procedures. And most programs don't show you how to successfully IMPLEMENT the procedures into your business. That's why we developed a comprehensive one-of-a-kind training program to equip you with the experience, skills, and confidence you need to excel in implant dentistry.

In this exclusive 5-day workshop, you'll have the chance to perform various procedures such as tooth removal, bone grafting, implant placement, and PRF techniques. This is one of the only programs in the U.S. where you get to work on multiple live patients. During your procedures, an expert implantologist works side-by-side with you to make sure you do top-rate work and have a great experience. This program also focuses on business and implementation strategy, ensuring that you leave with the tools necessary to hit the ground running. When you come to learn dental implants, you leave with so much more. We provide you with a clear strategy that allows you to implement your newfound knowledge from day one, right in your own practice.

HERE'S WHAT YOU'LL LEARN:

- Advanced Implant Procedures – Gain comprehensive knowledge and skills in dental implant procedures that set you apart from the competition
- Precise Tooth Removal Techniques – Master the art of flawless tooth removal so every patient experiences smooth and efficient treatment with exceptional results.
- Grafting Mastery – Learn grafting techniques to create a solid foundation for future implant placements and deliver lasting, life-changing smiles.
- Cutting-Edge PRF Implementation – Harness the potential of platelet-rich fibrin (PRF) for accelerated healing and extraordinary patient outcomes.
- Unmatched Guided Surgery – Achieve unprecedented levels of precision, predictability, and perfection in implant placement – raising the bar for your practice.
- Digital Implant Impressions – Streamline your workflow and wow your patients with impeccable digital implant impressions

DURING THE PROGRAM, YOU WILL:

- Treat patients for 3 full days
- Work with 5-6 patients
- Perform tooth removals and grafts on 2-4 sites
- Place 3-6 dental implants
- Do PRF on up to 5 patients



Straumann Group
Nationally Approved PACE Program Provider
for FAGD/MAGD credit.
Approval does not imply acceptance by
any regulatory authority or AGD endorsement.
6/1/2024 to 5/31/2028
Provider ID# 210303

ifu.neodent.com.br



1 course(s) in 2025

LOCATION

3D Dentists
Wake Forest, NC

TARGET AUDIENCE

This course is perfect for dentists who are new to implant dentistry or have struggled to gain real-world experience and confidence from other programs. It's ideal for those looking for hands-on training with live patients and a clear, actionable strategy to successfully implement implant procedures into their practice.

LEVEL:



REGISTER NOW



Hands-on



Lecture



Digital



Live Surgery

SINGLES/MULTI

Single Implant Placement

STARTING

SPEAKERS

Dr. Jim Downs
Dr. Flint Tomlinson



14^{CE}

ARROWHEAD DENTAL LAB

IMPLANT EZ LEVEL 1

COURSE DESCRIPTION

Experience the benefits of offering implants in your practice.

Modern implant systems and technologies are blurring the lines between GPs and specialists. Now more than ever, dental implants are an important part of routine comprehensive dental care. Patients want the continuity of care that can only come from a dentist who can also provide implants. This course offers a proven and predictable method for introducing implants into dental practices. After the course, you will see more opportunities to place implants, know how to sell them, and production will increase.

LEARNING OBJECTIVES

- Observe a live implant surgery to visualize how implant cases can be done within your practice.
- Understand the dentists-and-assistant implant workflow.
- Practice placing implants in a test model
- Become proficient at using dental implant instruments
- Learn how to determine which implant cases to do and which to refer out.
- Identify potential problem areas in implant case design.
- Learn how to choose the proper implant for each case.
- Review cases that attendees brought, to learn how to effectively plan implant cases.
- Learn how to present implant cases in terms that patients can understand.

2 course(s) in 2025

LOCATION

Arrowhead Dental Lab
Sandy, UT

TARGET AUDIENCE

General dentists who wish to start placing dental implants, improve patient care and keep revenue in their practice.


LEVEL:



REGISTER NOW



Hands-on



Lecture



Straumann Group
Nationally Approved PACE Program Provider
for FAGD/MAGD credit.
Approval does not imply acceptance by
any regulatory authority or AGD endorsement.
6/1/2024 to 5/31/2028
Provider ID# 210303



SINGLES/MULTI

Single Implant Placement

STARTING

SPEAKERS

Dr. Jim Downs
Dr. Flint Tomlinson



14^{CE}

ARROWHEAD DENTAL LAB

IMPLANT EZ LEVEL 2

COURSE DESCRIPTION

Spend a weekend learning dental implantology in an environment that allows you to confidently place implants the day after you return.

The Dr. Dick Barnes Group has developed a 2-day comprehensive implant course where each participant is provided with a simulation operatory to practice grafting and suturing techniques. It includes a surgical and restorative mannequin that accurately simulates soft tissue and bone, with both cortical and cancellous layers, membrane-lined sinuses, and bone defects. No other course will provide you with the experience necessary to start placing implants the day after you return. Reserve your seat today as this unique learning experience is only offered twice a year.

LEARNING OBJECTIVES

- Learn how to diagnose, visualize, and plan implant cases.
- Learn how to present implant cases in terms that patients can understand.
- Complete a single posterior implant, including flap design (model)
- Place an anterior implant with optimal aesthetics and function (model)
- Complete a bone graft and placement of an immediate implant (model)
- Learn how to do implant-retained dentures and denture conversions

1 course(s) in 2025

LOCATION

Straumann NAM
60 Minuteman Road
Andover, MA

TARGET AUDIENCE

General dentists who wish to be more comfortable doing multiple implant cases, master a wide range of implant techniques, increase their confidence, and keep revenue in their practice.

LEVEL:



REGISTER NOW



Hands-on



Lecture



Digital



Straumann Group
Nationally Approved PACE Program Provider
for FAGD/MAGD credit.
Approval does not imply acceptance by
any regulatory authority or AGD endorsement.
6/1/2024 to 5/31/2028
Provider ID# 210303



SINGLES/MULTI

Single Implant Placement

STARTING

SPEAKERS

Dr. Daniel Briskie

Dr. Taher Dhoon



24^{CE}

COLORADO SURGICAL INSTITUTE

SINGLES LIVE SURGICAL COURSE

COURSE DESCRIPTION

The Single Implant Surgery Course is designed for dental professionals seeking to enhance their knowledge and skills in single implant surgery. This comprehensive two-day course combines theoretical knowledge, hands-on practice, and clinical application to provide a complete understanding of single implant placement in various clinical situations.

LEARNING OBJECTIVES

- Understand the principles and indications of single implant surgery.
- Apply efficient strategies and techniques for implant placement in healed and immediate sites.
- Utilize Platelet-Rich Fibrin (PRF) during implant placement to improve tissue regeneration and infection prevention.
- Develop comprehensive treatment plans for single implant cases.
- Perform flapping and suturing techniques for implant sites.
- Manage patient comfort with oral sedation during surgery.

WHAT YOU GET

- Implant basics
- Flap design
- Treatment planning
- Suturing skills
- Restorative methods
- Practice integration
- Real-life scenarios
- Live-patient experience

5 course(s) in 2025

LOCATION

Greeley Dental Care
Greeley, CO

TARGET AUDIENCE

This course is designed for dental professionals who are not yet placing or looking to get more comfortable with single implant surgery.

LEVEL:



REGISTER NOW

USE CODE **NEODENT15**
AT REGISTRATION
FOR 15% TUITION DISCOUNT



Hands-on



Lecture



Live Surgery



Straumann Group
Nationally Approved PACE Program Provider
for FAGD/MAGD credit.
Approval does not imply acceptance by
any regulatory authority or AGD endorsement.
6/1/2024 to 5/31/2028
Provider ID# 210303

ifu.neodent.com.br



SINGLES/MULTI

Single Implant Placement

SPEAKER

Dr. Mark Bishara



STARTING

70^{CE}



CANADIAN IMPLANT DENTISTRY NETWORK

CANADIAN DENTAL IMPLANT RESIDENCY

COURSE DESCRIPTION

This course will cover digital and conventional implant placement and each participant will experience both surgical and restorative procedures using both digital and conventional methodologies.

Successful completion of this course will give participants all required CE points to meet the RCDSO requirements for placing and restoring implants.

This course is intended for dentists who have never placed implants, who would like to gain more hands on knowledge of implants, and those who would like to learn more about digital workflow with implant placement and restoration.

LEARNING OBJECTIVES

This internationally recognized and AGD/RCDSO-approved course will guide you through a comprehensive surgical and restorative protocol. In addition to developing these surgical skills, participants will also learn how to:

- Treatment plan and case-selection for success
- CBCT interpretation
- Surgical flaps and suturing
- Socket preservation techniques
- Implant placement and restoration
- Implant occlusion
- Implant complications and their management
- How to communicate with patients to increase case acceptance
- Dental photography
- How to optimize marketing strategies for practice growth
- Conventional and digital workflows

1 course(s) in 2025

LOCATION

Canadian Implant Dentistry Network
Whitby, ON

TARGET AUDIENCE

This AGD/RCDSO-approved program is aimed at clinicians who are: New to implant dentistry and want to incorporate implant dentistry into their practice, have a thorough understanding of implant therapy but would like to review their clinical knowledge and obtain more supervised, hands-on experience in both simulation settings and live patients, or, seasoned practitioners in implant dentistry who would like to expand their practice with using a digital workflow to increase efficiency and decrease treatment cost for patients


LEVEL:



REGISTER NOW



Hands-on



Lecture



Live Surgery



Straumann Group
Nationally Approved PACE Program Provider
for FAGD/MAGD credit.
Approval does not imply acceptance by
any regulatory authority or AGD endorsement.
6/1/2024 to 5/31/2028
Provider ID# 210303



SINGLES/MULTI

Sinus Lift

SPEAKERS

Dr. Dalton Marques
Dra. Mariana Brackmann



ACCELERATING

27.5^{CE}

ILAPEO

ADVANCED SURGERIES: BONE GRAFTS WITH EMPHASIS ON SINUS LIFTS

COURSE DESCRIPTION

We believe that clinical experience is the foundation for professionals to master their skills. Neodent has a strong partnership with ILAPEO, the Latin American Institute of Dental Research and Education, an internationally renowned center of excellence in research and continued education in dental clinical practice. This course is made to present the latest techniques in bone augmentation in implantology with predictability and scientific evidence. Attendees will learn options for grafting, techniques for inlay and onlay bone grafting and lateral and vertical sinus augmentation. Gain confidence through a comprehensive practical education including patient treatment. Each doctor will perform two live-patient surgeries.

LEARNING OBJECTIVES

- Patient pre-operative evaluation
- GBR - lateral and vertical augmentation
- Advantages and disadvantages of the use of conventional and piezo instruments
- Wide and short implants: as an alternative to bone grafts
- Live surgery demonstration: lateral ridge augmentation or sinus lift
- Hands-on: bone inlay and onlay grafts and implant placement
- Clinics: depending on patient availability and approval, cases with lateral ridge augmentation may be done, being that the focus is on sinus lifts with or without immediate implant placements

2 course(s) in 2025

LOCATION

ILAPEO
Curitiba, BR

TARGET AUDIENCE

This course is for implant placers who would like to level up their implant practice by learning the latest techniques in bone augmentation.

LEVEL:



**TALK TO YOUR NEODENT
REPRESENTATIVE ABOUT A
ILAPEO COURSE SPECIAL OFFER!**



Hands-on



Lecture



Live Surgery



Straumann Group
Nationally Approved PACE Program Provider
for FAGD/MAGD credit.
Approval does not imply acceptance by
any regulatory authority or AGD endorsement.
6/1/2024 to 5/31/2028
Provider ID# 210303



SINGLES/MULTI

Sinus Lift

SPEAKER

Dr. Nathan Doyel



ACCELERATING

16^{CE}

3SIXTY

ADVANCED SINUS LIFTING & GRAFTING

COURSE DESCRIPTION

In this course, you will dive into sinus lifting techniques, covering everything from single implants to full arch restorations. We'll discuss both the surgical and restorative aspects, focusing particularly on the crystal approach because it's less invasive and works well with guided surgery. The course will include instructional sessions and hands-on practice using 3D-printed models for bone reduction, sinus lifting, and implant placement. We'll also practice on pig heads to gain practical experience. Finally, Dr. Doyel will perform a live surgery for a single implant with sinus lifting, followed by a discussion where we can share insights and ask questions.

LEARNING OBJECTIVES

- CBCT evaluation, bone assessment.
- Treatment planning of missing upper posterior teeth.
- Anatomical considerations and surgical approaches.
- Lateral wall approach and crestal approach.
- How to manage sinus membrane perforation.
- Immediate vs. delayed implant placement.
- Selection and application of graft materials.
- Staging of maxillary sinus bone-grafting.
- Prevention and management of complications.

1 course(s) in 2025

LOCATION

New Smiles
Sherwood, OR

TARGET AUDIENCE

This course is for clinicians who have practical implant and oral surgery experience and what to expand their clinical knowledge and experience.

LEVEL:



REGISTER NOW



Hands-on



Lecture



Digital



Straumann Group
Nationally Approved PACE Program Provider
for FAGD/MAGD credit.
Approval does not imply acceptance by
any regulatory authority or AGD endorsement.
6/1/2024 to 5/31/2028
Provider ID# 210303



SINGLES/MULTI

Sinus Lift

SPEAKER

Dr. Michelle Caldwell



ACCELERATING

24^{CE}

COLORADO SURGICAL INSTITUTE

SINUS LIFT LIVE SURGICAL COURSE

COURSE DESCRIPTION

Our sinus lift course is designed to transform your approach to challenging implant cases. Through a blend of in-depth theory and hands-on practice, you'll gain the skills to navigate the intricate anatomy and physiology of the maxillary sinus for predictable outcomes. In this course you will have the opportunity to execute various sinus grafting techniques, including the advanced lateral window approach.

LEARNING OBJECTIVES

- Learn the sinus anatomy
- Learn the various techniques for sinus grafting
- Select and manage graft materials to ensure surgical success
- Develop surgical plans and effectively manage complications across various clinical scenarios
- Observe mentor clinicians performing sinus lift procedures
- Perform your own sinus lift procedures on live patients

Registration options to perform 2 or 4 sinus lift procedures on live patients

2 course(s) in 2025

LOCATION

Greeley Dental Care
Greeley, CO

TARGET AUDIENCE

This course is for clinicians who are looking to open up new treatment possibilities in their implant practice by confidently performing sinus augmentation procedures.

LEVEL:



REGISTER NOW

**USE CODE NEODENT15
AT REGISTRATION
FOR 15% TUITION DISCOUNT**



Lecture



Live Surgery



Straumann Group
Nationally Approved PACE Program Provider
for FAGD/MAGD credit.
Approval does not imply acceptance by
any regulatory authority or AGD endorsement.
6/1/2024 to 5/31/2028
Provider ID# 210303

ifu.neodent.com.br



SINGLES/MULTI

Advanced bone grafting and sinus lift

SPEAKERS

Dr. Tarun Agarwal
Dr. Rick Sullivan



ACCELERATING

32^{CE}

3D DENTISTS

ADVANCED BONE GRAFTING

COURSE DESCRIPTION

Master advanced implant procedures with a dynamic program that combines in-depth education, hands-on training, and real patient experience. Through scientific lectures, you'll gain a clear understanding of the science behind sinus lifts and bone grafting, giving you an edge in precision, decision-making, and patient communication.

Refine your skills with hands-on exercises guided by experienced instructors, ensuring every technique becomes second nature. Then, put your training to the test with live patient experiences, tackling real-world challenges and cases in real time to build true clinical confidence.

Topics covered include diagnosis and treatment planning, clinical materials, guided bone regeneration, external sinus lifts, internal sinus bumps, and managing complications. Plus, you'll get 6 months of online course access for ongoing support and case reference whenever you need it.

This course is your opportunity to advance your skills, enhance patient care, and expand your treatment capabilities with confidence.

AFTER THIS PROGRAM, YOU'LL BE ABLE TO:

- Learn modern techniques for guided bone regeneration
- Place implants where adequate sinus bone does not exist
- Stay competitive using the best-of-the-best technology
- Master lateral and internal approaches to sinus grafts
- Understand the proper use of L-PRF and 'sticky bone'
- Make informed decisions on using membranes
- Tackle post-op scenarios with confidence
- Minimize complications after surgery

1 course(s) in 2025

LOCATION

3D Dentists
Wake Forest, NC

TARGET AUDIENCE

This course is perfect for dentists who want hands-on implant experience with live patients, master advanced surgical techniques, and confidently take on more complex cases. It's ideal for those aiming to stay competitive, deliver comprehensive care, and grow their practice revenue.

LEVEL:



REGISTER NOW



Hands-on



Lecture



Digital



Live Surgery



Straumann Group
Nationally Approved PACE Program Provider
for FAGD/MAGD credit.
Approval does not imply acceptance by
any regulatory authority or AGD endorsement.
6/1/2024 to 5/31/2028
Provider ID# 210303



SINGLES/MULTI

Overdentures

SPEAKER
Dr. Mathew Hookom



SCALING

14^{CE}

ARROWHEAD DENTAL LAB

REMOVABLES SIMPLIFIED

COURSE DESCRIPTION

Experience the ease and profitability of removables in your practice.

This course provides a systematic approach to dentures that aims to reduce clinical errors and provide an excellent outcome for denture patients, and an important new stream of revenue for your practice.

Learn how to dial-in wax rims, effectively use bite planes, and follow a proven approach that reduces the number of required appointments. You will also gain knowledge on material selection.

LEARNING OBJECTIVES

- Learn how to take impressions that capture everything you need the first time.
- How to properly interpret casts to prevent mistakes in case design.
- Watch chairside as each of the key points presented is demonstrated on a live patient.
- Learn how to select the proper material for your removable cases.
- Learn how to use dental tools available to provide solutions to all of your removable patients.
- Master techniques that reduce chair time and increase patient satisfaction.
- Learn how to troubleshoot removable cases for optimal outcomes and minimal chair time.

2 course(s) in 2025

LOCATION

Arrowhead Dental Lab
Sandy, UT

TARGET AUDIENCE

General dentists who are looking to build a new revenue stream, reduce relines and remakes of overdentures, and provide optimal solutions to patients.

LEVEL:



REGISTER NOW

**USE CODE NEODENT15
AT REGISTRATION
FOR 15% TUITION DISCOUNT**



Hands-on



Lecture



Straumann Group
Nationally Approved PACE Program Provider
for FAGD/MAGD credit.
Approval does not imply acceptance by
any regulatory authority or AGD endorsement.
6/1/2024 to 5/31/2028
Provider ID# 210303

ifu.neodent.com.br



SINGLES/MULTI

Overdentures

SCALING

SPEAKERS

Dr. Tirakhsh Emadi
Dr. Samira Houshiar



16^{CE}

4M INSTITUTE

DENTAL IMPLANT OVERDENTURES: SURGICAL AND PROSTHETIC

COURSE DESCRIPTION

The aim of this course is to allow learners to develop their professional knowledge, understanding and competence in the area of surgical implant placement protocols for removable full arch rehabilitation. Hands-on workshop will cover surgical protocols for implant overdentures and chairside pickup utilizing the Novaloc system.

This course is designed to help doctors take the initial step for the rehabilitation of edentulous patients requiring restoration with implant-supported overdentures. It focuses on case selection and treatment planning including indications, intermaxillary (restorative) space, restorative options, conventional and immediate load, and step-by-step surgical protocols for upper and lower jaws.

LEARNING OBJECTIVES

- Understand the fundamental concepts of bone types and density
- Perform anesthesia, incision, flap design, position of implants, suturing and therapeutics
- Identify what should be considered prior to surgery to have a successful outcome for prosthesis
- Categorize who is a candidate for this treatment
- Recognize the advantages and disadvantages of the treatment
- Learn maintenance protocols

2 course(s) in 2025

LOCATION

4M Institute
Long Beach, CA

TARGET AUDIENCE

This course is for dentists who are proficient in single implant placement and want to take their implant practice to the next level by learning surgical and restorative aspects of implant retained removable dentures.

LEVEL:



REGISTER NOW

USE CODE
NEODENTOVRDENTUREAPRIL
FOR \$1,095 OFF TUITION!



Hands-on



Lecture



Straumann Group
Nationally Approved PACE Program Provider
for FAGD/MAGD credit.
Approval does not imply acceptance by
any regulatory authority or AGD endorsement.
6/1/2024 to 5/31/2028
Provider ID# 210303



SINGLES/MULTI

Overdenture

SPEAKER
Dr. Daniel Briskie



SCALING

24^{CE}

COLORADO SURGICAL INSTITUTE OVERDENTURE LIVE SURGICAL COURSE

COURSE DESCRIPTION

This intensive course equips you with the skills to confidently offer overdenture solutions to your patients. Through a blend of theoretical knowledge and hands-on experience, you'll greatly increase your treatment planning abilities and surgical techniques for overdenture therapy. Thanks to our state-of-the-art facility and various operatories, you'll not only master overdentures but also get exposure to a wide variety of related procedures. This unique setup fast-tracks your journey to becoming a versatile clinician.

LEARNING OBJECTIVES

- Treatment planning for various overdenture configurations (2, 3, or 4 implants)
- Surgical techniques for precise implant placement in edentulous arches
- Prosthetic considerations and attachment system selection
- Retrofitting existing dentures for implant attachment
- Managing patient expectations and post-operative care
- Troubleshooting common overdenture complications

1 course(s) in 2025

LOCATION

Greeley Dental Care
Greeley, CO

TARGET AUDIENCE

Elevate your implant practice by offering this life-changing treatment option that combines the stability of implants with the versatility of removable prosthetics.

LEVEL:



REGISTER NOW

**USE CODE NEODENT15
AT REGISTRATION
FOR 15% TUITION DISCOUNT**



Lecture



Live Surgery



Straumann Group
Nationally Approved PACE Program Provider
for FAGD/MAGD credit.
Approval does not imply acceptance by
any regulatory authority or AGD endorsement.
6/1/2024 to 5/31/2028
Provider ID# 210303



SAVE THE DATE

October 23-25, 2025

Optimize your full arch practice with insights from key industry leaders.

Uncover strategies to:

- Grow your full arch practice
- Be more efficient within your full arch team
 - Manage full arch complications
- Treatment plan with full arch prosthetic options
 - Simplify your chairside denture conversion
 - Scale your practice with digital workflows

10^{CE}

More details coming soon!

LOCATION

Caesars Palace | Las Vegas, NV

TARGET AUDIENCE

The dentist who is looking to expand their expertise in full arch cases, while learning marketing, business strategies, digital workflows, and clinical protocols to grow their full arch implant practice.

LEVEL: ○○○

NEODENT BUNDLE AVAILABLE



Lecture



Digital

REGISTER NOW



FULL ARCH

Fundamentals of Fixed Full Arch Surgery

SPEAKER

Dr. Riad Almasri



STARTING

14^{CE}

1 ON 1 IMPLANTOLOGY

THE ULTIMATE FULL ARCH IMMEDIATE LOAD COURSE: SURGICAL & PROSTHETIC

COURSE DESCRIPTION

This will cover all phases of the procedure from treatment planning to surgery and prosthetics of the full arch immediate load concept for patients with terminal dentition and edentulous patients. Preparing you to incorporate the full arch implant restoration into your daily practice to service the needs of many patients who need it and probably already exist in your practice's patient pool. Each participant will have the opportunity to execute an arch on a patient and fabricate a fixed provisional. In addition to executing and arch participants will be assisting other doctors with an arch.

LEARNING OBJECTIVES

- Understanding the fundamentals of the full arch implant rehabilitation using the tilted implant concept.
- Anatomical and CBCT interpretation connected with the placement of Implants.
- Patient selection and treatment planning – pre-operation patient's condition assessment and post-op care.
- The surgical procedure and prosthetic rehabilitation aspects.
- Understand complications and their management.
- Perform hands-on surgery and prosthetics.

2 course(s) in 2025

LOCATION

Fast New Smile
Dallas, TX

TARGET AUDIENCE

Surgically active clinicians who are new to full arch, have been experiencing complications, or want to learn digital workflow with a live patient.

LEVEL:



REGISTER NOW

**TUITION FOR THIS COURSE IS
A CHARITABLE DONATION TO
THE NEW SMILE FOUNDATION.**

**A CHARITY TEMPORARY LICENSE
WILL BE REQUIRED FOR OUT OF
STATE PARTICIPANTS.**



Hands-on



Lecture



Live Surgery



Straumann Group
Nationally Approved PACE Program Provider
for FAGD/MAGD credit.
Approval does not imply acceptance by
any regulatory authority or AGD endorsement.
6/1/2024 to 5/31/2028
Provider ID# 210303



THE DIGITAL FIXED FULL ARCH OBSERVATION DAY WITH DR. RIAD ALMASRI BOTH SURGICAL AND PROSTHETIC

INSTRUCTOR

Riad Almasri,
DDS, FAO, DAO, FICOI



STARTING

LIVE SURGERY OBSERVATION | FULL ARCH WORKFLOW | MENTORSHIP

Elevate your full arch dental implant skills with this immersive mentorship opportunity led by Dr. Riad Almasri. This full-day experience offers a unique chance to observe a live full arch immediate load case and gain insight into every aspect of the procedure — from patient assessment to final prosthetic workflow.

WHAT YOU'LL EXPERIENCE:

In preparation for your visit, you'll receive virtual, on-demand training covering the complete fixed full arch process — from surgery to prosthetics — along with a digital workflow overview.

Throughout the observation day, you'll work alongside Dr. Almasri and his team to review and participate in the entire clinical workflow of a full arch case. This program is designed to give both doctors and their surgical assistants actionable takeaways to bring back to their practices.

LEARNING OBJECTIVES

- Understanding the fundamentals of the full arch implant rehabilitation using the tilted implant concept.
- Anatomical and CBCT interpretation connected with the placement of Implants.
- Patient selection and treatment planning – pre-operation patient's condition assessment and post-op care.
- The surgical procedure and prosthetic rehabilitation aspects.
- Understand complications and their management.
- Perform hands-on surgery and prosthetics.

DAY-AT-A-GLANCE:

1. Medical history review and case assessment.
2. CBCT scan interpretation and digital treatment planning.
3. PRF (Platelet-Rich Fibrin) preparation protocols.
4. IV sedation techniques combined with local anesthesia.
5. Patient management before, during, and after surgery.
6. Pre-op and post-op clinical routines.
7. Surgical charting, case notes, and documentation essentials.
8. Surgical techniques for immediate full arch implant placement.
9. Team dynamics and roles during full arch procedures (Doctors are encouraged to bring their surgical assistant).
10. Digital, "model-less" prosthetic workflow for same-day provisionalization.
11. Final impression techniques and teeth try-ins.
12. Full surgical room set-up for efficiency and sterility.
13. In-office dental lab set-up and coordination.
14. Full arch dental implant center workflow overview.
15. Treatment plan presentation tips for patient case acceptance.
16. End-of-day wrap-up, review, and open Q&A session.

LOCATION

Fast New Smile
11970 N Central Expy #430
Dallas, TX 75243

TUITION

\$7,500 or Purchase a Neodent product bundle to cover tuition

WHO SHOULD ATTEND

This opportunity is ideal for clinicians placing or restoring dental implants who want to deepen their full arch knowledge, refine their surgical techniques, and implement a digital workflow for same-day provisionalization. Surgical assistants are highly encouraged to attend for optimal team training.

After this live surgery observation day, you will have the opportunity to return for your own live patient surgical experience.

REGISTER NOW



Lecture



Digital



Straumann Group
Nationally Approved PACE Program Provider
for FAGD/MAGD credit.
Approval does not imply acceptance by
any regulatory authority or AGD endorsement.
6/1/2024 to 5/31/2028
Provider ID# 210303



FIXED FULL ARCH

Fixed Full Arch Mentorship

STARTING

SPEAKER

Dr. Alexandre Molinari



FULL ARCH MENTORSHIP WITH DR. ALEXANDRE MOLINARI

COURSE DESCRIPTION

This mentorship is customizable based on your goals in fixed full arch dentistry. Each package includes one virtual session with Dr. Alex Molinari to meet and discuss case selection, what to expect and to set up a time for an in-office mentorship session. Depending on the path chosen, Dr. Molinari will come to your office and provide over-the-shoulder observations and product specific guidance on a one-arch case, double arch case or a zygomatic implant case. Learn the ins and outs of the Neodent Implant system, indications for each implant in our portfolio and proper implant selection for your full arch cases.

LEARNING OBJECTIVES

- Case selection
- Treatment planning and proper implant selection
- Over-the-shoulder observations and product specific guidance during surgery on your own patient

Multiple course(s) in 2025

LOCATION

In your dental practice

TARGET AUDIENCE

This mentorship is for clinicians who have placed 50-100 implants and have taken a full arch course, but would like an over-the-shoulder mentor to present while they treat their own patient. This mentorship could also be for the experienced full arch surgeon who is new to the Neodent Implant System and would like to feel more confident using a new system in surgery.

LEVEL:



ASK YOUR NEODENT REPRESENTATIVE ABOUT A PRODUCT BUNDLE THAT INCLUDES THIS MENTORSHIP OPPORTUNITY! CHOOSE FROM A 1-ARCH, 2-ARCH OR ZYGOMA PACKAGE.



Live Surgery



FIXED FULL ARCH

Fundamentals of Fixed Full Arch Surgery

SPEAKERS

Dr. Daniel Briskie

Dr. Taher Dhoon



STARTING

24^{CE}

COLORADO SURGICAL INSTITUTE

FULL ARCH LIVE SURGICAL COURSE

COURSE DESCRIPTION

The Full Arch Implant Surgery Course is designed for dental professionals who want to enhance their knowledge and skills in full arch implant surgery. The comprehensive three-day course provides a unique combination of theoretical knowledge, hands-on practice, and digital workflow mastery. The curriculum covers various aspects of full arch implant surgery, from treatment planning and diagnosis to surgical techniques and post-operative care.

LEARNING OBJECTIVES

- Understand the principles and indications of single implant surgery.
- Apply efficient strategies and techniques for implant placement in healed and immediate sites.
- Utilize Platelet-Rich Fibrin (PRF) during implant placement to improve tissue regeneration and infection prevention.
- Develop comprehensive treatment plans for single implant cases.
- Perform flapping and suturing techniques for implant sites.
- Manage patient comfort with oral sedation during surgery.

WHAT YOU GET

- Extraction process
- Bone reduction
- Implant planning
- Grafting techniques
- 3D-printed restorations
- Marketing insights
- Closing strategies
- Mentor guidance

5 course(s) in 2025

LOCATION

Greeley Dental Care
Greeley, CO

TARGET AUDIENCE

Surgically active clinicians who are new to full arch, have been experiencing complications, or need a refresher course.

LEVEL:



REGISTER NOW

USE CODE **NEODENT15**
AT REGISTRATION
FOR 15% TUITION DISCOUNT



Hands-on



Lecture



Live Surgery



Straumann Group
Nationally Approved PACE Program Provider
for FAGD/MAGD credit.
Approval does not imply acceptance by
any regulatory authority or AGD endorsement.
6/1/2024 to 5/31/2028
Provider ID# 210303

ifu.neodent.com.br



FIXED FULL ARCH

Fundamentals of Fixed Full Arch

SPEAKERS

Dr. Athena Goodarzi
Dr. Sean Mohtashami
Dr. Tirakhsh Emadi, DDS, MS

STARTING

22^{CE}

4M INSTITUTE

FULL ARCH SURGERY: TREATMENT, PLANNING & RESTORATIVE CONCEPTS (CADAVER LAB) PLUS DIGITAL

COURSE DESCRIPTION

This 3 day, live surgery course will cover treatment planning, surgical and prosthetic phases of the full arch immediate load prostheses for edentulous patients. Preparing you to incorporating full arch restoration into your daily practice to service the needs of countless patients who need it and how to market this skill effectively.

LEARNING OBJECTIVES

- Understand and apply fundamentals of full arch implant concept
- Understand and apply step-by-step full arch didactic with provisional prosthetic fabrication
- Prepare treatment planning, care, presentation & consultation
- Observe live surgery
- Conventional provisional fabrication: direct denture to hybrid conversion
- NEW! Digital provisional hybrid fabrication
- Demonstrate provisional hybrid delivery; both conventional and digital styles
- Perform hands-on surgery on cadavers: maxillary & mandibular arch
- Recognize and manage complications
- Recognize the importance of PPC – It is the one marketing channel to get you patients NOW
- Writing powerful, empathetic Google ads copy
- Foundation of your PPC campaigns: Quality Landing Pages
- Building an indestructible marketing architecture
- Establish brand marketing – A powerful brand attracts patients like a magnet
- SEO and tracking your marketing efforts
- What's NEW/Social Media trends – what matters

2 course(s) in 2025

LOCATION

4M Institute
Long Beach, CA

TARGET AUDIENCE

Surgically active clinicians who are new to full arch, have been experiencing complications, or need a refresher course.

LEVEL:



REGISTER NOW

USE CODE **NEODENTFULLARCH**
AT REGISTRATION
FOR \$4095 OFF!

ASK YOUR NEODENT
REPRESENTATIVE ABOUT
A PRODUCT BUNDLE TO
COVER TUITION!



Hands-on



Lecture



Digital



Cadaver



Straumann Group
Nationally Approved PACE Program Provider
for FAGD/MAGD credit.
Approval does not imply acceptance by
any regulatory authority or AGD endorsement.
6/1/2024 to 5/31/2028
Provider ID# 210303



FIXED FULL ARCH

Fundamentals of Fixed Full Arch

SPEAKER
Dr. Mark Bishara



STARTING

12^{CE}



CANADIAN IMPLANT DENTISTRY NETWORK

THE ULTIMATE ALL ON X: GUIDED AND NON GUIDED FULL ARCH SURGERY

COURSE DESCRIPTION

This program will provide a literature-based, systematic approach aimed at helping clinicians with treatment planning and the decision-making process for edentulous and partially edentulous patients with fixed prostheses. Participants will attend a combination lecture/hands-on workshop which encompasses diagnosis and treatment planning full arch restorations with a focus on fixed implant solutions.

This course aims to describe the surgical and restorative principles and techniques related to fixed implant therapy including. Extensive clinical case demonstrations will be illustrated including videos of surgical and restorative procedures performed by the speaker. Additionally, participants will engage in a hands-on portion for fixed treatment procedures. Day 2 will cover fixed prosthesis options including "same day" immediate load protocols, patient selection and guided surgery techniques using the Straumann Smile in a Box Fully Guided Solution.

LEARNING OBJECTIVES

- Understand the history and rational of immediate loading techniques
- Treatment plan and understand the protocol needed including patient selection
- Learn and perform hands on the steps required for same day conversions
- Dealing with complications

1 course(s) in 2025

LOCATION

Canadian Implant Dentistry Network
Whitby, ON

TARGET AUDIENCE

Surgically active clinicians who are new to full arch, have been experiencing complications, or need a refresher course.

LEVEL:



REGISTER NOW



Hands-on



Lecture



Digital



Straumann Group
Nationally Approved PACE Program Provider
for FAGD/MAGD credit.
Approval does not imply acceptance by
any regulatory authority or AGD endorsement.
6/1/2024 to 5/31/2028
Provider ID# 210303



FIXED FULL ARCH

Fundamentals of Fixed Full Arch Surgery

SPEAKER
Dr. Clark Damon



STARTING

16^{CE}

TEXAS IMPLANT INSTITUTE FULL ARCH CADAVER COURSE

COURSE DESCRIPTION

This two-day course will educate participants to identify indications for full arch treatment and provide a safe environment to build confidence by placing implants on cadavers. The goal of this course is to gain the knowledge and practice the skills needed to begin to introduce and incorporate full arch reconstruction into your practice. In preparation for our cadaver surgery, we go over the step by step full arch protocol on bone like models. Perform the alveoplasty, place 8 implants, practice timing the implant, and orienting the abutment all for a perfect full arch dental implant surgery. In addition to hands on implant placement, we will practice converting a denture prosthesis onto abutments, as well as learn to fabricate an intra-oral jig for your final abutment level impression. Have a case? Bring it with you and we can plan and strategize together!

LEARNING OBJECTIVES

- Identify indications for full arch treatment
- Review immediate loading protocols
- Discuss the importance of safely placing implants to achieve esthetic results
- Perform full arch conversion on models and cadavers

2 course(s) in 2025

LOCATION

Texas Implant Institute
Dallas, TX

TARGET AUDIENCE

Surgically active clinicians who are new to full arch, have been experiencing complications, or need a refresher course.

LEVEL:



REGISTER NOW



Hands-on



Lecture



Cadaver



Straumann Group
Nationally Approved PACE Program Provider
for FAGD/MAGD credit.
Approval does not imply acceptance by
any regulatory authority or AGD endorsement.
6/1/2024 to 5/31/2028
Provider ID# 210303



FULL ARCH

Fundamentals of Fixed Full Arch Using Stackable Guides

STARTING

SPEAKERS

Dr. Tarun Agarwal
Dr. Sully Sullivan
Dr. Joc Jernigan



35^{CE}

3D DENTISTS

FULL ARCH EXPRESS

COURSE DESCRIPTION

In the fast-evolving world of dentistry, staying ahead means upgrading your skills consistently.

And with the rise of implant dentistry, mastering Full Arch implant surgery is no longer optional—it's essential. If you're a dentist who's placed implants before, you know all about the complexities of the field. Yet treating full arch cases can still feel like a maze. Planning the treatment for these cases seems overwhelming, because each step has its own challenges. Even experienced professionals find full arch implant dentistry intimidating!

We know it's frustrating to turn away or refer a patient, especially when you might've changed their life for the better. So, if you want to make implants a bigger part of your practice...This is for you.

IN THIS INTENSIVE 5-DAY PROGRAM, YOU'LL LEARN:

- Scientific Principles – Understand the core concepts of fixed and removable full arch implant.
- Case Selection – Learn to choose the right cases for optimal outcomes.
- Modern Surgical Skills – Master the latest techniques for both fixed and removable full arch implant cases with over-the-shoulder surgical demonstrations.
- Guided Surgery – Use stackable guides for precision and accuracy.
- Immediate Temporaries – Get hands-on experience in delivering immediate temporaries for fixed full arch cases.
- Systematic Workflow – Adopt a proven workflow that ensures predictable results with minimal appointments.
- Digital Implant Impressions – Streamline your workflow and wow your patients with impeccable digital implant impressions

AFTER THIS PROGRAM, YOU'LL BE ABLE TO:

- Feel confident and prepared to tackle any full arch case.
- Have a clear, systematic approach to treatment planning and execution.
- Be ready to expand your market and increase productivity.
- Experience the joy of offering transformative treatments to your patients.



Straumann Group
Nationally Approved PACE Program Provider
for FAGD/MAGD credit.
Approval does not imply acceptance by
any regulatory authority or AGD endorsement.
6/1/2024 to 5/31/2028
Provider ID# 210303

ifu.neodent.com.br



2 course(s) in 2025

LOCATION

3D Dentists
Wake Forest, NC

TARGET AUDIENCE

This course is for the surgically active clinician who is new to full arch, has been experiencing complications, or needs a refresher course. This comprehensive, live-patient training program will give practical skills that you can immediately apply to your practice.

LEVEL:



REGISTER NOW



Hands-on



Lecture



Digital



Live Surgery

FIXED FULL ARCH

Digitally Guided Surgery

SPEAKER
Dr. Nathan Doyel



STARTING

16^{CE}

3SIXTY

DIGITAL GUIDED SURGERY FROM DIAGNOSIS TO DELIVERY

COURSE DESCRIPTION

Our 2-day course covers everything about using guided techniques. You'll learn about the latest methods, compare digital and traditional workflows, and get hands-on practice with popular tools. The course includes step-by-step guides, practical demos, and a review of current research. You'll also explore bone grafting techniques and key diagnostic tools to plan and perform surgeries confidently. You'll be equipped to enhance patient outcomes with guided implant surgeries by the end.

LEARNING OBJECTIVES

- Review of guided implant surgery options.
- Review of the advantages and disadvantages of guided surgery in various clinical conditions.
- Review of digital and analog workflows, intraoral scanner advantages and disadvantages and workflows.
- Hands-on demonstrations of several common intraoral scanners on the market.
- Current clinical research and the step-by-step clinical process of simple and All-on-X full-arch guided surgery.
- Hands-on interactive demonstration of predictable full-arch guided surgery on models with guided kits, models, surgical guides and implants.
- How to preplan cases to limit complications and how to manage if they arise intraoperatively.
- Learn key diagnostic tools and case selection criteria.
- Master the advanced stackable systems for fully guided implant placement.
- Gain an understanding of functional considerations for stability and esthetics.
- Understand the design and fabrication phases of full-arch provisionalization.
- Bone grafting options and techniques and osseodensification protocols

1 course(s) in 2025

LOCATION

San Diego, CA

TARGET AUDIENCE

Whether you're a beginner or have been performing guided surgery for years, this comprehensive 2-day course is designed to bring you up to speed with the latest innovations in the field, as well as the most recent clinical research, guidance and evidence-based best practices.

LEVEL:



REGISTER NOW



Hands-on



Lecture



Digital



Straumann Group
Nationally Approved PACE Program Provider
for FAGD/MAGD credit.
Approval does not imply acceptance by
any regulatory authority or AGD endorsement.
6/1/2024 to 5/31/2028
Provider ID# 210303



FIXED FULL ARCH

Fundamentals of Fixed Full Arch Surgery

SPEAKERS

Dr. Andrew Melenikiotis
Dra. Paola Rebelatto



STARTING

27.5CE

ILAPEO

FULL ARCHES WITH IMMEDIATE LOADING

COURSE DESCRIPTION

This course is for experienced clinicians and will present multiple full arch cases with immediate loading. This course covers principles of immediate loading, pre-requisites for primary stability, pre-prosthetic prep, multi-functional guides, surgical planning, impression techniques, working with the lab, one step hybrid fitting technique, and so much more! From the theory to practice, the participants will work with models, watch a live surgery demonstration, and perform one surgery case as main surgeon and another one as the assisting surgeon.

LEARNING OBJECTIVES

- Define the principles of immediate loading
- Review pre-requisites for primary stability
- Discuss the importance of pre-prosthetic prep for the success of hybrid rehabilitations
- Demonstrate use of multi-functional guides
- Assess surgical planning for upper and lower jaw
- Apply surgical and impression techniques
- Practice working with the lab technician, cast and CAD/CAM metal bars

8 course(s) in [2025](#)

LOCATION

Ilapeo
Curitiba, BR

TARGET AUDIENCE

This course is for surgically active clinicians who are new to full arch, new to the Neodent Implant System, have been experiencing complications, or need a refresher course.

LEVEL:



**TALK TO YOUR NEODENT
REPRESENTATIVE ABOUT A
ILAPEO COURSE SPECIAL OFFER!**



Hands-on



Lecture



Digital



Live Surgery



Straumann Group
Nationally Approved PACE Program Provider
for FAGD/MAGD credit.
Approval does not imply acceptance by
any regulatory authority or AGD endorsement.
6/1/2024 to 5/31/2028
Provider ID# 210303



FIXED FULL ARCH

Design and Finish of Fixed Full Arch Prosthesis

SPEAKER

Dr. Ryan Dunlop



ACCELERATING

16^{CE}

FULL ARCH MASTERS

DESIGN AND FINISH COURSE

COURSE DESCRIPTION

There is a lab technician shortage in this country, even more so in the full arch implant market. Full Arch Masters is trying to fix this by training eager technicians in digital design, digital immediate loading, esthetic finishing for printed and milled materials, CAM methodologies, pros and cons of various materials, and trouble-shooting cases.

LEARNING OBJECTIVES

- Learn how to import pre op records and complete an esthetic and functional "digital mockup" for doctor approval
- Learn how to import crucial surgical records from live surgeries and how to use those records to import their pre op designs
- Learn how to generate a beautiful, well designed printed prosthetic for their doctors.
- Esthetic finishing for these immediate load prosthetics will be covered in depth
- Learn multiple techniques for designing long term prosthetics are covered in the course, including PMMA, metallic frameworks, PEEK materials, zirconia, and Crystal based materials.

2 course(s) in 2025

LOCATION

Full Arch Masters
Fresno, CA

TARGET AUDIENCE

This course is designed for doctors, lab technicians and assistants who want to learn the highly skilled design and esthetic finishing procedures associated with full arch implant cases.

LEVEL:



REGISTER NOW



Hands-on



Lecture



Digital



FIXED FULL ARCH

Full Arch Digital Workflow

SPEAKER

Dr. Ryan Dunlop



ACCELERATING

32^{CE}

FULL ARCH MASTERS FLAGSHIP COURSE

COURSE DESCRIPTION

This Flagship course is designed to show you how a fully integrated digital full arch practice operates. There are three learning tracks: clinical, administrative, and laboratory. We teach a true team approach – new patient acquisition, treatment planning, surgery, temporization and final prosthetics. We encourage attendees to bring treatment coordinators, lab technicians and dental assistants to the course. This course is designed to be the foundation for the advanced level courses.

WHAT YOU WILL EXPERIENCE

- Live full arch surgical demo
- Fully digital workflow
- Marketing and front office training
- 3D Printing, milling, and esthetics
- Same-day printed temps
- Final prosthetics in Zirconia
- Learn how to manage complications and fix them

4 course(s) in 2025

LOCATION

Full Arch Masters
Fresno, CA

TARGET AUDIENCE

This course is for dental professionals already performing full arch procedures but seek to learn, improve, and scale their practice with the implementation of a full arch digital workflow.

LEVEL:



REGISTER NOW



Hands-on



Lecture



Digital



Straumann Group
Nationally Approved PACE Program Provider
for FAGD/MAGD credit.
Approval does not imply acceptance by
any regulatory authority or AGD endorsement.
6/1/2024 to 5/31/2028
Provider ID# 210303



FIXED FULL ARCH

Full Arch Digital Workflow with in-house
3D printing and milling

ACCELERATING

SPEAKER

Dr. Tirakhsh Emadi, DDS, MS



8^{CE}

4M INSTITUTE

FULL ARCH PROSTHETIC DIGITAL WORKFLOW: FROM CONVERSION TO FINAL PROSTHESIS + LEARN THE BUSINESS OF AOX (BONUS COURSE)

COURSE DESCRIPTION

This course will help general dentists and specialists to learn how they can fabricate provisional and definitive prostheses in a fast and predictable way by using a digital method. They will also acquire the skill to use digital scanner and photogrammetry by practicing it in the course.

WHAT YOU WILL EXPERIENCE

- Explain the fundamental concepts of digital workflow
- Understand what should be considered prior to surgery to have a successful prosthetic outcome
- Discuss advantages and disadvantages of the treatment
- Apply maintenance protocol
- Operate an intraoral digital scanner and photogrammetry

1 course(s) in 2025

LOCATION

4M Institute
Long Beach, CA

TARGET AUDIENCE

This course is for dental professionals already performing full arch procedures but seek to learn, improve, and scale their practice with the implementation of a full arch digital workflow.


LEVEL:



REGISTER NOW



Hands-on



Lecture



Digital



Straumann Group
Nationally Approved PACE Program Provider
for FAGD/MAGD credit.
Approval does not imply acceptance by
any regulatory authority or AGD endorsement.
6/1/2024 to 5/31/2028
Provider ID# 210303



FIXED FULL ARCH

Advanced Full Arch Surgical Course
(Remote Anchorage)

SCALING

SPEAKERS

Dr. Sean Mohtashami
Dr. Vishtasb Broumand



16^{CE}

4M IMPLANT INSTITUTE

ZYGOMATIC IMPLANTS FROM A TO Z (CADAVER)

COURSE DESCRIPTION

This course will teach you how zygomatic implants can reduce the need for bone grafting and provide a full-arch restoration in one visit. Learn to use different advanced implant placement methods in the full atrophic maxilla to achieve better primary stability, A-P spread and long-term success of your full arch cases. By the end of this course, you should understand and feel more comfortable applying the basic principles of treatment planning and placing zygomatic implants.

LEARNING OBJECTIVES

- Prepare diagnosis
- Prepare treatment planning
- Apply surgical protocol
- Observe live surgery demonstration
- Perform hands-on training with cadavers
- Recognize, manage risk assessment and complications

1 course(s) in 2025

LOCATION

4M Institute
Long Beach, CA

TARGET AUDIENCE

This course is designed for experienced clinicians already proficient in rehabilitating the edentulous maxilla with dental implants and want to gain understanding how zygomatic implants can reduce the need for bone grafting and provide a full-arch restoration in one visit.

LEVEL:



REGISTER NOW

USE THIS LINK FOR A SPECIAL
DISCOUNT ON TUITION



Hands-on



Lecture



Digital



Cadaver



Straumann Group
Nationally Approved PACE Program Provider
for FAGD/MAGD credit.
Approval does not imply acceptance by
any regulatory authority or AGD endorsement.
6/1/2024 to 5/31/2028
Provider ID# 210303



FIXED FULL ARCH

Advanced Full Arch Surgical Course
(Remote Anchorage)

SCALING

SPEAKERS

Dr. Clark Damon
Dr. Vishtasb Broumand



16^{CE}

TEXAS IMPLANT INSTITUTE

ADVANCED FULL ARCH WITH ZYGOMAS (SURGICAL IV)

COURSE DESCRIPTION

Take the next step in your full arch implant journey by taking on more advanced cases. Dr. Clark Damon and Dr. Vishy Broumand will prepare attendees with the knowledge to perform advanced maxillary full arch surgery using zygomatic implants and other advanced implant arrangements in a lecture, hands-on models, and then hands-on cadaver surgery. Lecture topics include: ZAGA Classification, anatomy review, surgical instrumentation, and prosthodontic consideration.

LEARNING OBJECTIVES

- Learn the rationale for advanced implant therapies
- In-depth anatomy review of each region
- Literature review
- Diagnosis, treatment planning, and case selection
- Advanced implant placement protocols
- Restorative considerations
- Discuss how to handle potentials complications

1 course(s) in 2025

LOCATION

Texas Implant Institute
Dallas, TX

TARGET AUDIENCE

This course is for dental professionals already performing and excelling in full arch procedures but seek to learn, improve, and advance their skillsets to start accepting more advanced cases.

LEVEL:



REGISTER NOW



Hands-on



Lecture



Cadaver



Straumann Group
Nationally Approved PACE Program Provider
for FAGD/MAGD credit.
Approval does not imply acceptance by
any regulatory authority or AGD endorsement.
6/1/2024 to 5/31/2028
Provider ID# 210303



FIXED FULL ARCH

Advanced Full Arch Surgical Course (Remote Anchorage)

SCALING

SPEAKER

Dr. Ryan Dunlop



FULL ARCH MASTERS

ADVANCED LIVE SURGICAL COURSE

COURSE DESCRIPTION

The Advance Surgical Course is a live-surgery environment where doctors get the chance to first practice advanced surgical techniques on typodont models, followed by two live-patient full arch surgeries with an expert mentor. In this course, we cover advanced surgical techniques and implant placements for remote anchorage. This course offers two types of attendance: live surgical operator and observer roles.

WHAT YOU WILL EXPERIENCE

- Live Surgical Experience
- Advanced Mentorship From Experts In The Field
- Master New Techniques

2 course(s) in 2025

LOCATION

Denver, CO

TARGET AUDIENCE

This course is for dental professionals already performing full arch procedures but seek to learn, improve, and advance their skillsets to start accepting more advanced cases.


LEVEL:



REGISTER NOW



Hands-on



Lecture



Digital



Live Surgery



Straumann Group
Nationally Approved PACE Program Provider
for FAGD/MAGD credit.
Approval does not imply acceptance by
any regulatory authority or AGD endorsement.
6/1/2024 to 5/31/2028
Provider ID# 210303



FIXED FULL ARCH

Zygomatic Implant Mentorship

SCALING

SPEAKER
Dr. Riad Almasri



1ON1IMPLANTOLOGY

ZYGOMATIC MENTORSHIP

COURSE DESCRIPTION

Are you proficient in full-arch dental implant surgery and prosthetics? Do you want to take your skills to the next level? Zygomatic dental implant placement could be the answer! Dr. Almasri offers training for this advanced procedure. This mentorship includes three sessions: virtual learning, in-office training and full day of surgery observation at Dr. Almasri's office in Dallas, TX, and over-the-shoulder surgical supervision in your office with your patient.

WHAT YOU WILL EXPERIENCE

- Defining who would be a candidate for this procedure
- Pre and post op considerations
- Proper planning
- Anatomy review
- Case review

Multiple course(s) in 2025

LOCATION

Session 1: Virtual
Session 2: Dallas, TX
Session 3: In your dental practice

TARGET AUDIENCE

This mentorship is for clinicians who are proficient in full arch surgery and prosthetics and want to take their full arch practice to the next level by learning the complex procedure of placing zygomatic implants.

LEVEL:



REGISTER NOW



Live Surgery



毎日、とびっきりの笑顔を

NUOVI SORRISI OGNI GIORNO

CHAQUE JOUR DE NOUVEAUX SOURIRES

новые улыбки каждый день

JEDEN TAG EIN NEUES LÄCHELN

NUEVAS SONRISAS TODOS LOS DÍAS

NYA LEENDEN VARIE DAG



Straumann North American Headquarters
Straumann USA, LLC
60 Minuteman Road
Andover, MA 01810
Phone 800/448 8168 (US) • 800/363 4024 (CA)
Fax 978/747 2490
www.straumann.us • www.straumann.ca

NOVOS SORRISOS TODOS OS DIAS

V1 PMR 6.30.25

CHAQUE JOUR DE NOUVEAUX SOURIRES

© Neodent® 2025. All rights reserved.
Neodent® and/or other trademarks and logos from Neodent® that are mentioned herein are the trademarks or registered trademarks of Straumann Holding AG and/or its affiliates. All rights reserved.

ifu.neodent.com.br
www.neodent.us • www.neodent.ca

