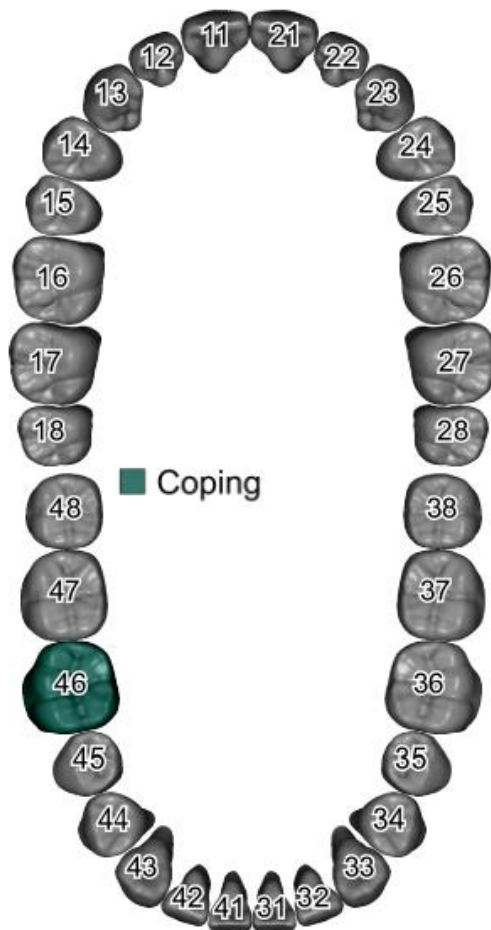


How to implement Straumann Order Tool into exocad

Please be informed that now it is possible to have our Straumann Order Tool implemented into exocad DentalDB and use it from it's Front page directly.

Job definition

Multi-die mode



Actions

?



Scan



Design



Manufacture



Model Creator



Straumann Order Tool



dentalshare



Copy



Print

All you have to do is placing the following three files on the customers system

Files needed:




1) Straumann Order Tool (whole Folder)

- ➔ needs to be placed inside ...\\DentalDB\\config
(Same place as our WorkParamsDB-Straumann_Group.xml)

2) settings-db.xml

- ➔ needs to be placed inside ...\\DentalDB\\config
(Same place as our WorkParamsDB-Straumann_Group.xml)


64Bit-2019-02-20 > DentalDB > config

Name	Date modified
 WorkParamsDB.xml	10.10.2019 14:48
 WorkParamsDB-Straumann_Group.xml	10.10.2019 14:48
 settings-db.xml	10.10.2019 14:06

3) StraumannLogo.png

- ➔ Needs to be placed inside ...\\DentalDB\\icons

64Bit-2019-02-20 > DentalDB > icons

Name	Date modified
 StraumannLogo.png	08.10.2019 08:19

Please pay attention that we can't assure this works with every distributor due to the known differences in their specific system setup.